

ENVIRONMENT LABORATORY
 465 Approved by: Kerala State Pollution Control Board
 Approval No.: PCB/CL/RL/34/2023

No. IRTC/311/ENVL/ WS240534/24

WATER QUALITY ANALYSIS REPORT


Name and Address of the Client	Location/Sample Code	Date of receipt	Source of sample
Principal Swathy Central School Vaniyamkulam	Not Given	20/05/2024	Open well
		Sample No	Date of report
		WS240534	31/05/2024

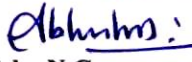
Sl. No	Parameter	Unit	Test Result	Acceptable Limit For Drinking Water as per IS 10500:2012
01	pH @ 25°C	-	7.1	6.5-8.5
02	EC @ 25°C	µs/cm	68	-
03	TDS	ppm	38	500 (max)
04	Turbidity	NTU	0.1	05 (max)
05	Alkalinity as mg CaCO ₃ /L	mg/L	35	200 (max)
06	Chloride	mg/L	4.2	250 (max)
07	Total Hardness as mg CaCO ₃ /L	mg/L	28	200 (max)
08	Calcium	mg/L	0	75 (max)
09	Magnesium	mg/L	6.8	30 (max)
10	Fluoride	mg/L	0.1	1.0 (max)
11	Total Iron	mg/L	0.01	0.3 (max)
12	Sulphate	mg/L	<1	150 (max)
13	Nitrate	mg/L	0.5	45 (max)
14	Total Coliform	MPN/100 ml	Absent	Absent /100ml
15	E.coli	-	Absent	Absent/100ml

Tested in accordance with : APHA, AWWA, WEF 2017


- EC - Electrical Conductivity, TDS - Total Dissolved Solids, NTU-Nephelometric turbidity unit, MPN- Most Probable Number, µs- Micro siemens, BIS-Bureau of Indian Standards, mg/L- milligram per litre
- Coliform & E. coli should not be present in 100 ml of sample as per BIS standard.

Disclaimer: The sample was taken and brought to the lab by the person with name and address mentioned above and not by IRTC.


 Anjali O S
 Chemist


 Abhisha N C
 Microbiologist




 Sivadas A N
 Head of Laboratory